


# GARGAGE OPTIONS


## DOUBLE BUBBLE VAPOR BARRIER



### COMPLETE GARAGE INSULATION WALLS AND ROOF PRICED

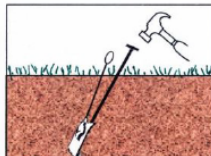
		8 FOOT		PER FT.
WIDE	LENGTH	TALL	TALLER	
12 OR 13 WIDTH	20	\$706	\$56	
	25	\$829	\$72	
	30	\$952	\$82	
15 OR 16 WIDTH	20	\$816	\$69	
	25	\$952	\$78	
	30	\$1,088	\$88	
	35	\$1,224	\$97	
18 OR 19 WIDTH	20	\$893	\$73	
	25	\$1,037	\$82	
	30	\$1,182	\$92	
	35	\$1,326	\$101	
20 OR 21 WIDTH	20	\$969	\$77	
	25	\$1,122	\$86	
	30	\$1,275	\$96	
	35	\$1,428	\$105	
22 OR 24 WIDTH	20	\$1,129	\$85	
	25	\$1,299	\$94	
	30	\$1,469	\$104	
	35	\$1,635	\$113	
25 OR 26 WIDTH	25	\$1,390	\$98	
	30	\$1,568	\$108	
	35	\$1,747	\$117	
	40	\$1,925	\$126	
	45	\$2,104	\$135	
27 OR 28 WIDTH	25	\$1,482	\$102	
	30	\$1,669	\$112	
	35	\$1,856	\$121	
	40	\$2,043	\$130	
	45	\$2,230	\$139	
29 OR 30 WIDTH	25	\$1,577	\$106	
	30	\$1,772	\$116	
	35	\$1,968	\$125	
	40	\$2,163	\$134	
	45	\$2,359	\$143	
30" MOBILE HOME ANCHORS	20	\$2,554	\$153	

## 30" MOBILE HOME ANCHORS



3000 lbs hold down one every 10ft for certified buildings  
**\$25 EACH**

## 30" CABLE ANCHORS



one every leg for certified buildings  
**\$15 EACH**



**\$200**

**36 X 84**  
PRIMED  
METAL  
EXTERIOR  
DOOR  
WOOD  
FRAMED



**\$300**

**36 X 84**  
PRIMED  
METAL  
EXTERIOR  
DOOR  
WITH  
INSULATED  
WINDOW




**\$300**

**36 X 84**  
INSULATED  
WHITE  
FINISHED  
ALUMINUM  
FRAMED  
DOOR



**\$400**

**36 X 84**  
INSULATED  
WHITE  
FINISHED  
ALUMINUM  
FRAMED  
DOOR  
WITH  
20 X 24  
WINDOW




**\$200**

**36 X 84**  
STORM  
DOOR  
OPENING  
WINDOW  
AND SCREEN  
FITS ALL  
PRIMED  
DOORS

## \$120 2X3 SHOP WINDOW



## \$195 3X3 WINDOW



## \$285 4X3 INSULATED (framed out with pipe)



ACCOMODATES AIR CONDITONER



## RESIDENTIAL OVERHEAD GARAGE DOORS

READY FOR ELECTRIC OPENERS

WIDTH X H	REGULAR	INSULATED
9X7	\$445	\$505
9X8	\$495	\$555
10X7	\$495	\$560
10X8	\$545	\$605
10X9	\$645	\$775
10X10	\$745	\$875
16X7	\$695	\$790
16X8	\$745	\$805



## DRUM DOORS

WIDTH X H	REGULAR
6X6	\$300
9X7	\$395
9X8	\$445
10X8	\$495
10X10	\$550

## 1/2 BACK GABLE FOR R.V. UNITS SIDE SHEETS NOT INCLUDED BACK GABLE ONLY



12-19 WIDE **\$195**

20-24 WIDE **\$295**

26-30 WIDE **\$395**

## CLEAR SKY LIGHTS

For Vertical Roof Only  
8 ft. ROOF SHEET  
**\$125.00**

SKY LIGHT  
RIDGE CAP  
FOR HORIZONTAL  
OR VERTICAL ROOF

20 FT	\$250
25 FT	\$313
30 FT	\$375
35 FT	\$438
40 FT	\$500
45 FT	\$563
50 FT	\$625

NOW OFFERING

**RENT  
TO  
OWN**

Monthly payments  
as low as

**\$45**

## COMPANY INFO

WILSON MFG. INC.  
17269 W HWY 80  
NANCY, KY 42544  
P: 606-871-7303  
F: 606-871-7304

www.handi-ports.com  
handiports@hotmail.com